


BMi
BORG EL ARAB
MEDICAL INDUSTRIES



www.bmi-medical.com


- Bed board from hpl
- Dimensions: Length: 216 cm Width: 98 cm Height: 50 - 75 cm
- Positions: Back rest lifting from 0° to 70°, Leg rest lifting from 0° to 45° trendlingbug: 12°, revers – trendlingburg : 12° Manual & electric CPR, auto contour position.
- Safe working load 250kg.



MODEL : BED 5E95B2-G

- Bed board from hpl
- Dimensions: Length: 216 cm Width: 98 cm Height: 50 - 75 cm
- Positions: Back rest lifting from 0° to 70°, Leg rest lifting from 0° to 45° trendlingbug: 12°, revers – trendlingburg : 12° Manual & electric CPR, auto contour position.
- Safe working load 250kg.

MODEL : BED 5EB5B2



- Bed board made of 1 mm thickness galvanized steel with compressed
- Dimensions: Length: 216 cm, Width: 98 cm Height: 50 - 75 cm.
- Positions: Back rest lifting from 0° to 70°, Leg rest lifting from 0° to 45° auto contour .
- Safe working load 250kg

MODEL : BED 3EC1C1-S



- Bed board from hpl
- Dimensions: Length can be extended from 216 cm to 231cm, Width: 98
- Positions : Back rest lifting from 0° to 70°, Leg rest lifting is from 0° to 45° ,knee movement with gradual mechanism height adjustment from 50 cm to 90cm : Trendlingburg to 30° revers – trendlingburg to -30° degree , Manual & electric CPR , Chair position, zero position, auto contour position auto regression position
- Safe working load 250kg.



MODEL : BED 5E- ICU1

- Bed board from hpl
- Dimensions: Length: 216 cm Width: 98 cm Height: 50 - 75 cm
- Positions: Back rest lifting from 0° to 70°, Leg rest lifting from 0° to 45° trendlingbug: 12°, revers – trendlingburg : 12° Manual & electric CPR, auto contour position.
- Safe working load 250kg.

MODEL : BED 5E95B2-B



- Bed board made of 1 mm thickness galvanized steel with compressed
- Dimensions: Length: 216 cm, Width: 98 cm Height: 50 - 75 cm.
- Positions: Back rest lifting from 0° to 70°, Leg rest lifting from 0° to 45°, Trendlingburg: 12° trendlingburg 12°, auto contour .
- Safe working load 250kg

MODEL : BED 5EC1C1-S



- Bed board from hpl
- Dimensions Length: 216 cm,Width: 98 cm
Height: 50 - 75 cm
- Positions: Back rest lifting from 0° to 70°
Leg rest lifting from 0° to 45°, auto contour
- Safe working load 250kg.

MODEL : BED 3EB5B2



- Bed board from hpl
- Dimensions Length: 216 cm,Width: 98 cm
Height: 50 - 75 cm
- Positions: Back rest lifting from 0° to 70°
Leg rest lifting from 0° to 45°, auto contour
- Safe working load 250kg.

MODEL : BED 3(ME)B5B2



- Bed board made of 1 mm thickness galvanized steel with compressed
- Dimensions: Length: 205 cm,Width: 90 cm
Height: 50 - 75 cm.
- Positions: Back rest lifting from 0° to 70°, Leg rest lifting from 0° to 45°
- Safe working load 250kg

MODEL : BED 3MF1C7-S



- Bed board from hpl
- Dimensions: Length: 216 cm,Width: 98 cm
Height: 50 - 75 cm.
- Positions: Back rest lifting from 0° to 70°
Leg rest lifting from 0° to 45.
- Safe working load 250kg.

MODEL : BED 3MB5B1



- Bed board from hpl
- Dimensions Length: 205 cm,Width: 90 cm
Height: 60 cm
- Positions: Back rest lifting from 0° to 70°
Leg rest lifting from 0° to 45°, auto contour
- Safe working load 250kg.

MODEL : BED 2MB5B1-FY



- Bed board from hpl
- Dimensions Length: 205 cm,Width: 90 cm
Height: 60 cm
- Positions: Back rest lifting from 0° to 70°
- Safe working load 250kg.

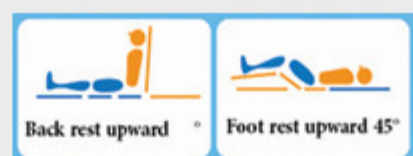
MODEL : BED 1MB5B1-Y



70

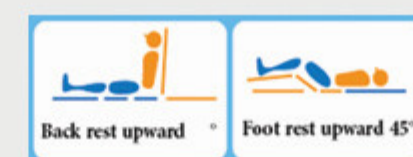
- Bed board made of 1 mm thickness galvanized steel with compressed
- Dimensions: Length: 205 cm,Width: 90 cm
- Positions: Back rest lifting from 0° to 70°, Leg rest lifting from 0° to 45°
- Safe working load 250kg

MODEL :BED 2MC1C7-S



- Bed board made of 1 mm thickness galvanized steel with compressed
- Dimensions: Length: 205 cm,Width: 90 cm
- Positions: Back rest lifting from 0° to 70°, Leg rest lifting from 0° to 45°
- Safe working load 250kg

MODEL :BED 2MF1C7-S



- Dimensions: Length 75 cm width 45 cmheight 75cm: 100cm.
- Aluminum main column and steel base electrostatic coted.
- Gas spring for height adjustment.
- Surface is made of ABS.
- 4 casters(2 with brake and 2without).

MODEL : DIN 214



- Bed board made of 1 mm thickness galvanized steel with compressed
- Dimensions: Length: 205 cm,Width: 90 cm
- Positions: Back rest lifting from 0° to 70°
- Safe working load 250kg

MODEL :BED 1MF1C7-S



- Dimensions: Length 70 cm – width 43 cm height 80cm: 100cm.
- Table frame is made of pipe 90mm and 60mm and 32mm electrostatic coted.
- Gas spring for height adjustment
- Surface is made of ABS
- 4 casters(2 with brake and 2 without).

MODEL : DIN 211



- Dimensions: Length 70 cm – width 43 cm height 80cm: 100cm.
- Table frame is made of pipe 90mm and 60mm and 32mm electrostatic coted .
- Surface is made of ABS.
- Surface is made of ABS
- 4 casters(2 with brake and 2 without).

MODEL : DIN 111



- Dimensions: Length 70 cm – width 43 cm height 80cm: 100cm.
- Table frame is made of 3 × 3 & 2 × 2
- steel sections 2mm thickness electrostatic coated
- Surface is made of HPL

MODEL : DIN 1112



- Dimensions: Length 90 cm , width 60 cm ,height 80cm.
- The surface is made of s2tainless steel sheets 304.
- 4casters.

MODEL :F-CRS-0013



- Dimensions: Length 90 cm , width 60 cm ,height 80cm.
- The surface is made of s2tainless steel sheets 304.
- 4casters.

MODEL : Dt27



- Dimensions: Length 75 cm , width 40 cm ,height 82cm.
- The surface is made of s2tainless steel sheets 304.
- 4casters.

MODEL : F-CRS-0012



- Dimensions: Length 48 cm width 48 cm- height 75cm.
- Customized colors.
- Made of high quality HPL.
- One drawer, one shutter
- Optional: Four casters (2with brake and 2 without).

MODEL : COM 510



- Dimensions: Length 50 cm width 43 cm- height 82cm
- Three colors available blue, green, beige .
- made of galvanized Steel .
- One drawer, one shutter
- Optional: 4 casters (2with brake and 2 without) .

MODEL : COM 4101



- ABS body, metal ball - bearing rails for drawers, Aluminum columns
- Stainless steel guard rail
- Concave top cover transparent.
- soft plastic on top board
- Size: 850*520*950mm
- Optional: Size: 750*475*930 mm with 4 inches castor

MODEL : COM 111



- Dimensions: Length 48 cm width 48 cm- height 75cm
- Three colors available blue, green, beige .
- Made of heavy duty plastic (ABS).
- One drawer, one shutter
- one rack, 4 towel hangs and 2 handles.
- Optional: 4 casters (2with brake and 2 without) .

MODEL : COM 110



- Can be used for sitting and sleeping .
- Chair mattress: leather surface with sponge padded, 6 cm thickness for added comfortable.
- 6castors 3 inches to facilitate couch position .
- The chair has an armrest.
- Dimensions: Chair Position: 770 × 680 × 1125 mm
- Bed Position: 2050 × 680 × 550 mm .

MODEL : Chr02



- Metal frame with two bags holders.
- A bag for furnishings that need to be washed and a bag for clean furnishings.
- Plastic lid for each bag.
- Easy to remove bags for cleaning.
- 5 inches castors 4 with brakes.
- Pedals for opening the lids .

MODEL : COM 210



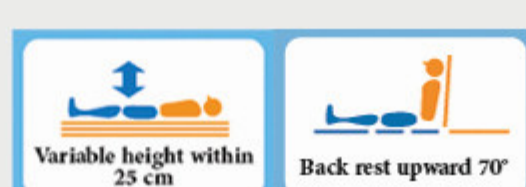

- Luxurious leather mattress with high density foam divided to 3 parts
Dimensions: Length: 190cm Width: 70cm Height adjustment from 55-75cm.
Positions: Back rest lifting from 0° to 70°.
Leg rest lifting from 0° to- 45°
Positions: manual Back rest lifting manual Leg rest lifting electrical Height lifting.
- Safe working load (SWL) 200kg.

MODEL : EXT 3E30



- Luxurious leather mattress with high density foam divided to 3 parts
Dimensions: Length: 220cm Width: 75cm Height adjustment from 50-75cm.
- Positions: Back rest lifting from 0° to 70° headrest raised from -10° to +30°
- Safe working load (SWL) 200kg.

MODEL : TR 3E43300



- Luxurious leather mattress with high density foam divided to 3 parts
- Dimensions: Length: 180cm Width: 80cm Height adjustment from 62-82cm
- Positions: Back rest lifting from -10° to 70° Rotation movement from 0° to 70° Leg rest lifting from 180° to -180
- Safe working load (SWL) 200kg.

MODEL : CH 4E0000-4



- Luxurious leather mattress with high density foam divided to 3 parts
- Dimensions: Length: up to 205 cm Width: 55 cm
- Positions: Back rest lifting from -10° to 70°
Leg rest lifting from 0° to- 45°, chair position , bed position, auto contour position .Height: 60 - 80 cm .
- Safe working load (SWL) 200kg.

MODEL : CH 3E111




- Luxurious leather mattress with high density foam, divided to 4 parts headrest, backrest seat
- Dimensions: Length: 180cm Width: 80cm Height adjustment from 60-80cm.
- Safe working load (SWL) 250kg.

MODEL : CH 4ME0000-11



- Luxurious leather mattress with high density foam divided to 3 parts
Dimensions: Length: 193cm Width: 66cm Height adjustment from 63-89cm.
- Positions: Back rest lifting from -10° to 70°
Leg rest lifting from 0° to- 45°, chair position , bed position, auto contour position .Height: 60 - 80 cm .
- Safe working load (SWL) 200kg.

MODEL : EXA 4E52



- Dimensions: Length: 195cm Width: 60cm Height adjustment from50-75cm.
- Positions: Back rest lifting from 0° to 70°.
- Safe working load (SWL) 200kg.

MODEL : EXM 2E30



- Luxurious leather mattress with high density foam divided to 4 parts
- Dimensions: Length: up to 205 cm Width: 55 cm
- Positions: Back rest lifting from -10° to 70°
Leg rest lifting from 0° to- 45°, chair position , bed position,auto contour position .
- Safe working load (SWL) 200kg.

MODEL : CH 2M111



- Dimensions: Length: 150 cm Width: 60 cm,Height 80 cm.
- Positions: Back rest lifting from 0° to 70°
Storage space under the bed.
- Safe working load (SWL) 100kg.

MODEL : EXB 1M50-1



- Luxurious leather mattress with high density foam, divided to 2 parts
- Dimensions: Length: up to 195 cm,Width: 60 cm, Height 82cm .
- Positions: Back rest lifting from 0° to 80°
- Safe working load (SWL) 200kg.

MODEL : EXB 1M30



- Luxurious leather mattress with high density foam divided to 4 parts
- Dimensions: Length: up to 205 cm Width: 55 cm
- Positions: Back rest lifting from -10° to 70°
Leg rest lifting from 0° to- 45°, chair position , bed position,auto contour position .
- Safe working load (SWL) 200kg.

MODEL : CH 2M111-1



- Luxurious leather mattress with high density foam, divided to 3 parts backrest, seat, leg rest.
- Dimensions: Length: up to 185 cm,Width: 60 cm, Height 82cm .
- Positions: Back rest lifting from 0° to 70°
Leg rest lifting from 0° to- 45°, chair position bed position,ultra sound position gynecology& urology position.adjustable and detachable leg holders.
- Safe working load (SWL) 200kg.

MODEL : EXA 1M30



- Luxurious leather mattress with high density foam divided to 4 parts
- Dimensions: Length: up to 205 cm Width: 55 cm
- Positions: Back rest lifting from -10° to 70°
Leg rest lifting from 0° to- 45°, chair position , bed position,auto contour position .
- Safe working load (SWL) 200kg.

MODEL : F-CHR-0011



- Trolley board from hpl
- Dimensions: Length: 198cm, Width: 78cm
- positions : Back rest lifting from 0° to 70° ,
- Leg rest lifting from 0° to 45 , height adjustment from 50cm to 88cm, trendlingburg : 30° , reverse – trendlingburg : -30° , Chair position.
- Safe working load 200kg.

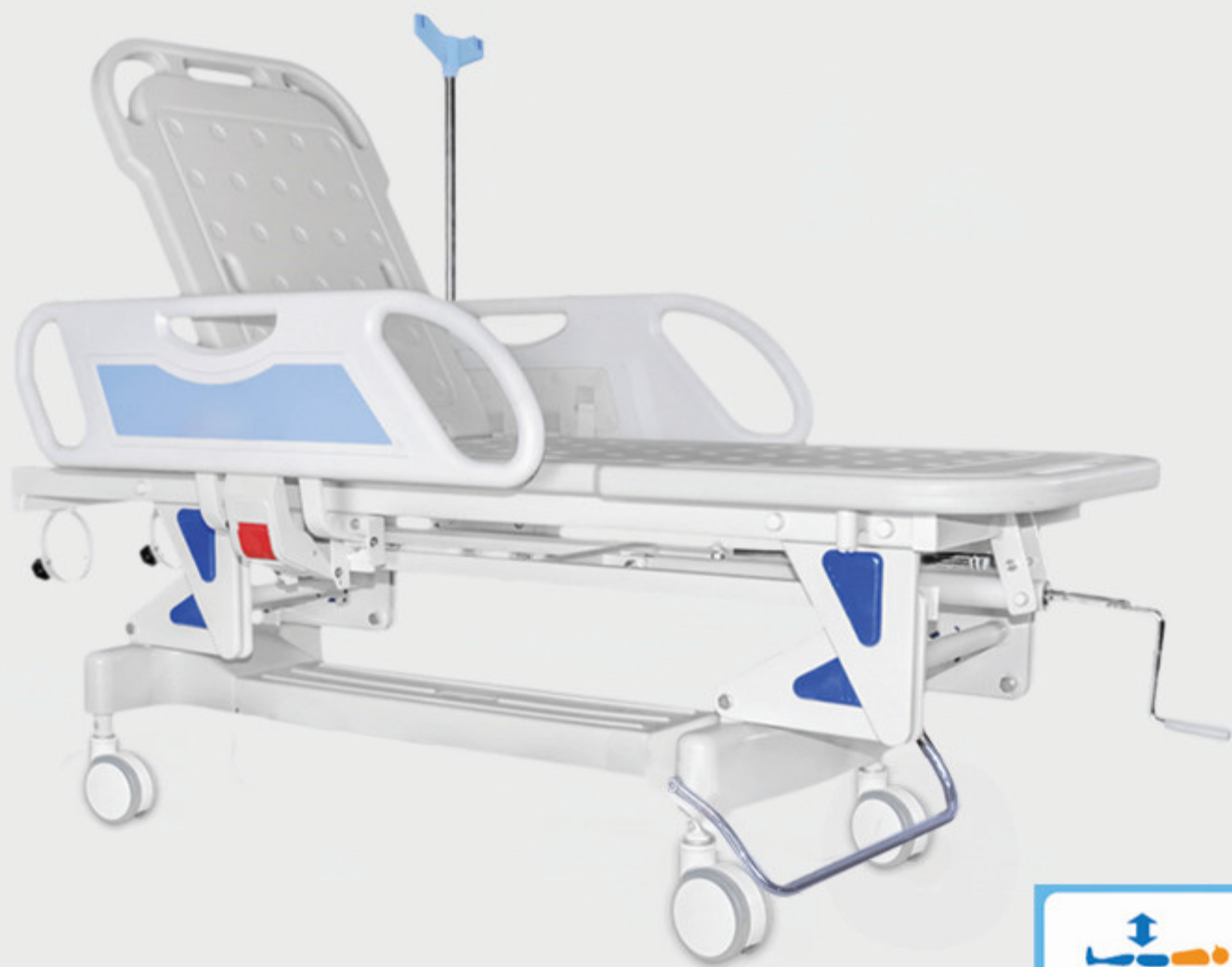


MODEL : TR 6H23101



- Trolley board made of high-strength (ABS) plastic supported with steel pipe.divided to 2 sections
- Dimensions: Length: 195cm, Width: 65cm.
- Positions: Back rest lifting from 0° to 70° , height adjustment from 50cm to 78.5cm.
- Safe working load 200kg.

MODEL : TR 2M3221



- Trolley board made of high-strength (ABS) plastic supported with steel pipe.divided to 2 sections
- Dimensions: Length: 365cm, Width: 65cm.
- Positions: Back rest lifting from 0° to 70° , height adjustment from 50cm to 78.5cm.

MODEL : TR04M



- Trolley board from hpl
- Dimensions: Length: 198cm, Width: 78cm
- positions : Back rest lifting from 0° to 70° ,
- Leg rest lifting from 0° to 45 , height adjustment from 50cm to 88cm, trendlingburg : 30° , reverse – trendlingburg : -30° , Chair position.
- Safe working load 200kg.



MODEL : TR 6H53311



- Trolley board from hpl.
- Dimensions: Length: 195cm, Width: 65cm.
- Positions: Back rest lifting from 0° to 70° , height adjustment from 50cm to 78.5cm.
- Safe working load 200kg.

MODEL : TR 2M33210



- Trolley board from hpl.
- Dimensions: Length: 365cm, Width: 65cm.
- Positions: Back rest lifting from 0° to 70° , height adjustment from 50cm to 78.5cm.

MODEL : TR010M



- made of specially profiled high quality aluminum alloy with modular electrical & gas system to cover customer requests.
- designed to provide a smooth contour & minimum sharp edges.
- Any unit length is available.
- complete separation between gas &electrical tracks.
- High quality electrostatic coating with different



MODEL : BS2-1.5-31111-1

MODEL : BS4



MODEL : BS32



MODEL : BS3




MODEL : BS3




MODEL : BS42




MODEL : BSk



MODEL : BSk




MODEL : BSk



The unit can serve 2 beds.

supported with rail system for accessories such as:

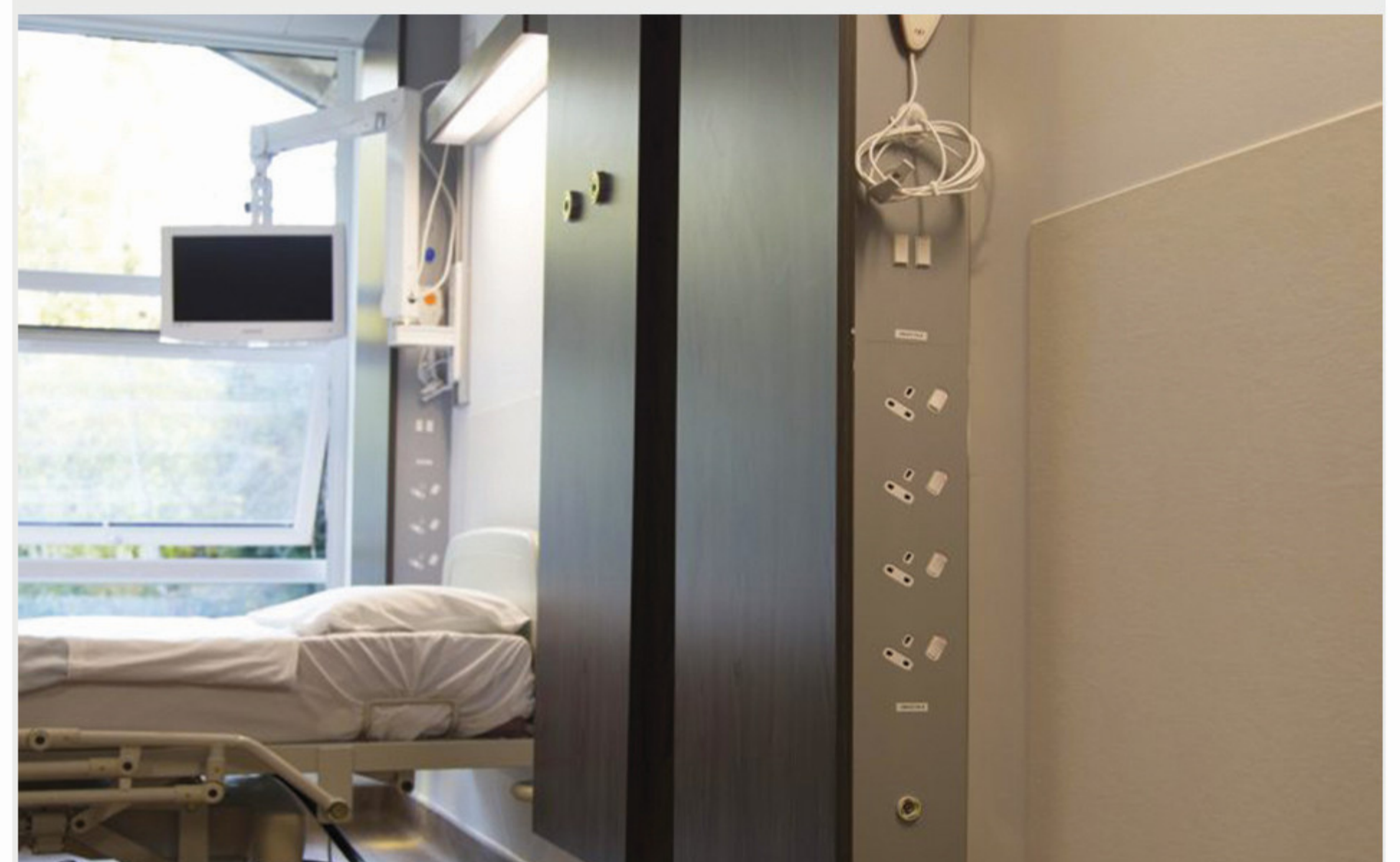
- 1- trays .
- 2- drawers .
- 3- Monitor arms .
- 4- syringe pump .
- 5- Infusion stands .



MODEL : BSV

- HPL face 5mm thickness with decoration suitable for the room function.

MODEL : BSW



- ICU unit , 3 channel & 2 rail systems.

MODEL : BS51



- ICU unit , 2 channel & 1 rail systems.

MODEL : BS52



Several options for maunting system:

1-two arms or one arm or without eah arm length is 100cm .

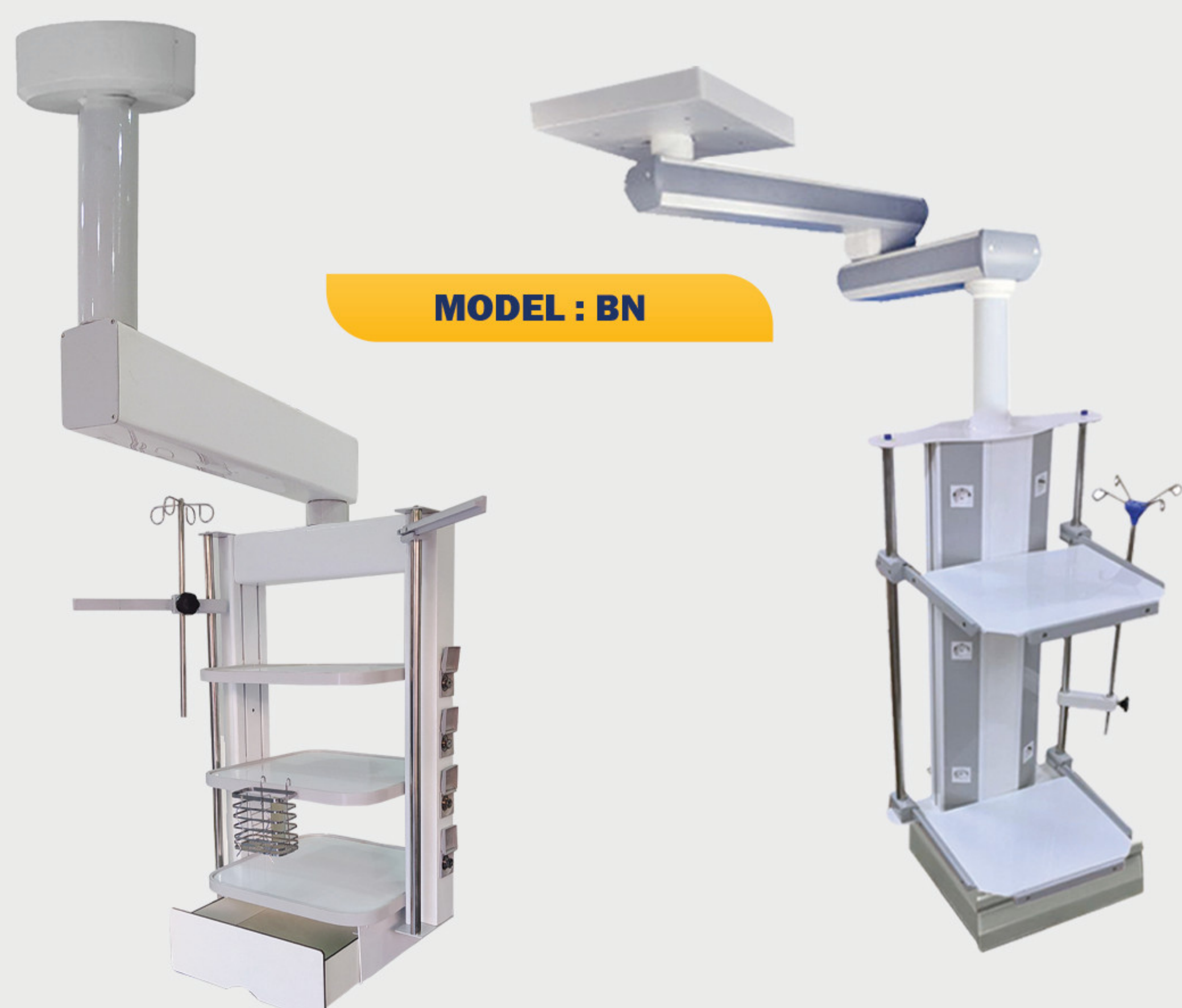
2-Variable height (40cm) or Fixed .

3-maunting height and unit lenth are customized

4-Rotation around the axis or fixed angle

- Maximum load capacity 250kg
- supported with rail system for accessories such as:

- 1- trays.
- 2- drawers.
- 3- Monitor arms.
- 4- syringe pump.
- 5- Infusion stands.



MODEL : BN

- Fixable design that allows to install any anesthesia system from any type or brand.
Up to three gases.
- Suitable for adult and infant anesthesia.
- Single or dual flow meter with AHD ,for O2 N2O and air option
- O2 flusher.
- Nitrous cut-off in case of oxygen failure.
- O2 failure alarm system.
- Pressure gauges for (O2 , N2O and air) pipeline or cylinder pressure.
- Selectatic back bar for single or double vaporizers.
- Monitor shelf option.
- Optional : MRI compatible.

MODEL : ANA 2SO



MODEL : ANA 0SOM



- Flexible design to support the unique features of your devices.
- Customized colors.
- Basket or tray (optional).
- Completely made of aluminum.
- Column with slots for hanging accessories.
- Back hand to drive the stand.
- 4 double castors 4 inches 2 of them with brake.

MODEL : STN 13211



- Flexible design to support the unique features of your devices.
- Customized colors.
- Basket or tray (optional). steel (thickness 8mm)
- Base is made of with cover.
- Aluminum column with slots for hanging accessories.
- 4 double castors 3 inches 2 of them with brake.

MODEL : STN 2235



- Flexible design to support the unique features of your devices.
- Adjustable Height.
- Customized colors.
- Basket or tray (optional).
- Aluminum base and column with slots for hanging accessories.
- Aluminum guard rail to protect the device and accessories attachment.
- Back hand to drive the stand.
- 2 double castors 4 inches, 2 double castors 3 inches with bake.

MODEL : STN 1413



- Flexible design to support the unique features of your devices.
- Customized colors.
- Basket or tray (optional).
- Aluminum column with slots for hanging accessories.
- Base and rack board made of steel electrostatic coated.
- Hand for each side to protect the device and drive the stand.
- 4 double castors 3 inches 2 of them with brake.

MODEL : STN 11131



- Flexible design to support the unique features of your device
- Colors are customized
- Stainless steel stand with hooks for hanging accessories
- Base made of stainless steel
- The upper shelf is made of stainless steel
- Hand to move the stand
- Basket or shelf (optional)
- 4double 3 inch wheels with brakes

MODEL : STN 3676



- Flexible design to support the unique features of your device
- Colors are customized
- Aluminum stand with hooks to hang accessories
- Base made of aluminum
- Hand to move the stand
- Basket, shelf or drawer (optional)
- screen holder
- Medicinal solution holder
- 4double 4 inch wheels with brakes

MODEL : STN 11611



- Flexible design to support the unique features of your device
- Colors are customized
- Aluminum stand with hooks to hang accessories
- Base made of iron
- Hand to move the stand
- Basket or shelf (optional)
- 5double 3 inch wheels with brakes

MODEL : STN 3566



- Flexible design to support the unique features of your device
- Colors are customized
- Aluminum stand with hooks to hang accessories
- Base made of aluminum
- The upper shelf is made of iron
- Hand to move the stand
- Basket or shelf (optional)
- 4double 3 inch wheels with brakes

MODEL : STN 2212



- 1- alumniium column.
- 2- acrylic rack 10mm thickness.
- 3- available for all monitor sizes.
- 4- basket to save monitor cables.
- 5- monitor rack can be rotated 180 degree.

MODEL : DH1



- 1- alumniium column.
- 2- acrylic rack 10mm thickness.
- 3- available for all monitor sizes.
- 4- basket to save monitor cables.
- 5- monitor rack can be rotated 180 degree.

MODEL : DH2



- Flexible design to support the unique features of your device
- Colors are customized
- Aluminum stand with hooks to hang accessories
- Base made of aluminum
- The upper shelf is made of iron
- Hand to move the stand
- Basket or shelf (optional)
- 5double 3 inch wheels with brakes

MODEL : STN 35141



OPERATING TABLE ACCESSORIES

Table width extender ACS08

Increases the support surface for large patients can be used individually or in multiples to create a custom fit, fixed to the accessory rail, includes and accessory rail.



Infusion rod ACS07

made of stainless steel, fixed to the accessory rail, includes fixing clamp adjustable height, two hook.



Arm board ACS02

the desing of arm board simply snaps onto the accessory rail, light weight armboard rotates 180 degrees inculode comfortable pad.



Anaesthesia screen ACS06

made of stainless steel, fixed to the accessory rail, includes fixing clamp adjustable height.



Leg holder ACS05

Used in urology/gynecology surgery which needs lithotomy position contoured padded and lengthened for comfortable leg support, mounted on a joint adaptor for positioning flexibility, made of stainless steel.



Side support ACS04

with clamp and pad Adjustable height and distance to the patient.



Shoulder supports ACS03

with clamp and pad Adjustable height and distance to the patient.



Dimensions: Length: 195cm, Width
 Positions: Back rest lifting from 0° to 70°
 height adjustment from 55cm to 75cm.
 Optional : MRI compatible.

MODEL : TR 2M44100



Dimensions: Length 70 cm ,
 width 45 cm ,height 75cm: 100cm.
 The surface is made of stainless
 steel sheets 304 grade.
 4 casters.

MODEL : DT04



Dimensions: Length: 125cm
 Width: 65cm Height: 135 cm.
 Positions: Back rest lifting from 0° to 70°
 Safe working load 100kg

MODEL : BED-CH01



Dimensions: Length 90 cm ,
 width 60 cmheight 82cm
 2 racks made of stainless steel.
 sheets 304 grade.
 4casters.

MODEL : DT02



LED Light.
 Made of stainless steel thickness 1.2 mm.
 Mobile on a plastic base with 5 castors.
 Height adjustable 100: 150 cm.

MODEL : EXL01



Made of stainless steel thickness 1.2 mm.
 Mobile on a plastic base with 5 castors.
 Height adjustable 100: 150 cm.
 Provide with hanger
 with 2 or 4 hooks up on request.

MODEL : IS01



Dimensions: Length 177 cm,
 height 185cm.
 Made of stainless steel
 tubs thickness 1.2 mm.
 3sections of ward screen with curtains.
 Six casters.
 Foldable.

MODEL : FWS 01





 Sales / +201050106109 - +201066606326

 Export / +201033048797

 m.fathallah@bmi-medical.com

 tamer@bmi-medical.com

 www.bmi-medical.com

 Borg El Arab For Medical Industries - BMI

 Borg El Arab New City - Second Industrial Zone

 Borg Elarab For Medical Industries

